


Shareholding Pattern for the Quarter ended: 31st December, 2010
 Name of the Company : Tobu Enterprises Limited
 Scrip Code : 531,035,00

Category of Shareholder (I)	Number of Shareholders (II)	Total number of shares (IV)	Number of shares held in dematerialized form (V)	Total Shareholding as a percentage of total number of shares		Number of shares pledged or otherwise encumbered	As a percentage (IX) = (VIII)/(IV) * 100
				As a percentage of(A+B) (VI)	As a percentage of (A+B+C) (VII)		
Shareholding of Promoter and Promoter Group²							
Indian							
Individuals/ Hindu Undivided Family/ Central Government/ State Governments)	6.00	354,430.00		7.49	7.49		
Bodies Corporate	5.00	791,400.00		16.73	16.73		
Financial Institutions/ Banks	-	-		-	-		
Any Others(Specific)	-	-		-	-		
Sub Total (X1)	11.00	1,145,830.00		24.22	24.22		
Foreign							
Individuals (Non-Residents Individuals/ Foreign Individuals)	-	-		-	-		
Bodies Corporate	-	-		-	-		
Institutions	-	-		-	-		
Any Others(Specific)	-	-		-	-		
Sub Total (X2)							
Total Shareholding of Promoter and Promoter Group (X1)-(X2)	11.00	1,145,830.00		24.22	24.22		

For Tobu Enterprises Limited

 Director

1

Public Shareholding Institutions								
Mutual Funds/UTI								
Financial Institutions / Banks								
Central Government/ State Government(s)								
Venture Capital Funds								
Insurance Companies								
Foreign Institutional Investors								
Foreign Venture Capital Investors								
Any Other (specify)								
Sub-Total (B)(1)								
Non-institutions								
Bodies Corporate	120.00	144,500.00		34,500.00		3.05		3.05
Individuals								
i. Individual shareholders holding nominal share capital up to Rs. 1 lakh	6,815.00	2,154,200.00		386,700.00		45.53		45.53
ii. Individual shareholders holding nominal share capital in excess of Rs. 1 lakh	17.00	1,286,070.00		-		27.18		27.18
Any Other (NRFI)	1.00	1,000.00		1,000.00		0.02		0.02
HUF								
Sub-Total (B)(2)	6,953.00	3,585,770.00		422,000.00		75.78		75.78
Total Public Shareholding (B) = (B)(1)+(B)(2)	6,953.00	3,585,770.00		422,000.00		75.78		75.78
TOTAL (A)+(B)	6,964.00	4,731,600.00		422,000.00		100.00		100.00
Shares held by Custodians and against which Depository Receipts have been								
GRAND TOTAL (A)+(B)+(C)	6,964.00	4,731,600.00		422,000.00		100.00		100.00

For Tohu Enterprises Limited


17/12/2020

1

(i)(b)		Statement showing Shareholding of persons belonging to the category "Promoter and Promoter Group"				
S.N (I)	Name of the shareholder (II)	Total shares held		Shares pledged or otherwise encumbered		
		Number (III)	As a % of grand total (A)+(B)+(C) (IV)	Number (V)	As a percentage (VI)=(V)/(III)*100 (VII)	As a % of grand total (A)+(B)+(C) of sub-clause (I)(a) (VIII)
1	Active Cycle Pvt Ltd	235900	4.99			
2	Shantanu Kejriwal	180000	3.80			
3	True Toys Pvt Ltd	124000	2.62			
4	Anita Kejriwal	20000	0.42			
5	Rukmani Devi Kejriwal	19530	0.41			
6	Sutodia Investment & Trading Company Ltd	209000	4.42			
7	Active Luggage Pvt Ltd	104000	2.20			
8	Salendra Goswami	133800	2.83			
9	Tobu Industries Pvt Ltd	118500	2.50			
10	Sheetal Kejriwal	100	0.00			
11	Nagarmal Kejriwal (N M Kejriwal)	1000	0.02			
TOTAL		1145830	24.21			

For Tobu Enterprises Limited

Director




(1)(c)	Statement showing Shareholding of persons belonging to the category "Public" and holding more than 1% of the total number of shares		
Sr. No.	Name of the shareholder	Number of shares	Shares as a percentage of total number of shares {i.e., Grand Total (A)+(B)+(C) indicated in Statement at para (1)(a) above}
1	Jai Shree Bindal	103000	2.18
2	Sunil Mittal	230430	4.87
3	P. K. Bindal	109500	2.31
4	RAJNISH GOENKA	225500	4.77
5	A S UBEROI	84000	1.78
6	MEERA GOENKA	227840	4.81
7	RAMA MITTAL	93500	1.98
8	NAVEEN MITTAL	92500	1.95
	TOTAL	1166270	22.69

For Tobu Enterprises Limited


Director

1

Statement showing details of locked-in shares			
(1)(d)			
Sr. No.	Name of the shareholder	Number of locked-in shares	Locked-in shares as a percentage of total number of shares {i.e., Grand Total (A)+(B)+(C) indicated in Statement at para (1)(a) above}
1	N.A	0	0.00
2	N.A	0	0.00


For Tobu Enterprises Limited
Director

1

(1)(a)	Statement showing details of Depository Receipts (DRs)			
Sr. No.	Type of outstanding DR (ADRs, GDRs, SDRs, etc.)	Number of outstanding DRs	Number of shares underlying outstanding DRs	Shares underlying outstanding DRs as a percentage of total number of shares [i.e., Grand Total (A)+(B)+(C) indicated in Statement at para (1)(a) above]
1				
2				
TOTAL				

For Tobu Enterprises Limiteo



Director

✓

(1)(b)	Statement showing Holding of Depository Receipts (DRs), where underlying shares are in excess of 1% of the total number of shares.			
Sr. No.	Name of the DR Holder	Type of outstanding DR (ADRs, GDRs, SDRs, etc.)	Number of shares underlying outstanding DRs	Shares underlying outstanding DRs as a percentage of total number of shares {i.e., Grand Total (A)+(B)+(C) indicated in Statement at para (1)(a) above}
1	N/A	N/A	0	0.000
2	N/A	N/A	0	0.000

For Tobu Enterprises Limited


Director

1