

BNPSY & ASSOCIATES

CHARTERED ACCOUNTANTS
118-B Munish Plaza, 20 Ansari Road, Daryaganj
New Delhi - Delhi - 110002 - 011-23283393



LIMITED REVIEW REPORT

The Board of Directors,
Justride Enterprises Limited
(Formerly known as Tobu Enterprises Limited)


We have reviewed the accompanying statement of unaudited financial results of **Justride Enterprises Limited (formerly known as Tobu Enterprises Limited)** for the period ended **30th September, 2014** except for the disclosures regarding 'Public Shareholding' and 'Promoter and Promoter Group Shareholding' which have been traced from disclosures made by the management and have not been audited by us. This statement is the responsibility of the Company's Management and has been approved by the Board of Directors/ committee of Board of Directors. Our responsibility is to issue a report on these financial statements based on our review.

We conducted our review in accordance with the Standard on Review Engagement (SRE) 2400, *Engagements to Review Financial Statements* issued by the Institute of Chartered Accountants of India. This standard requires that we plan and perform the review to obtain moderate assurance as to whether the financial statements are free of material misstatement. A review is limited primarily to inquiries of company personnel and analytical procedures applied to financial data and thus provide less assurance than an audit. We have not performed an audit and accordingly, we do not express an audit opinion.

Based on our review conducted as above, nothing has come to our attention that causes us to believe that the accompanying statement of unaudited financial results prepared in accordance with applicable accounting standards and other recognized accounting practices and policies has not disclosed the information required to be disclosed in terms of Clause 41 of the Listing Agreement including the manner in which it is to be disclosed, or that it contains any material misstatement.

For BNPSY & Associates,
Chartered Accountants




(Jenendra Singh)
Partner


Membership No.: 417565

Date: 14.11.2014
Place: New Delhi



Justride Enterprises Limited (Formerly known as Tobu Enterprises Limited)


Particulars	Unaudited Financial Results For the Quarter Ended 30th September, 2014					
	(in Rs. Lacs)					
	3 months ended	Previous 3 months ended	Corresponding 3 months ended in the previous year	Year to date figures for current period ended	Year to date figures for previous year ended	Previous accounting year ended (12 months)
	(30/09/2014)	(30/06/2014)	(30/09/2013)	(30/09/2014)	(30/09/2013)	(31/03/2014)
(1)	(2)	(3)	(4)	(5)	(6)	
	Unaudited	Unaudited	Unaudited	Unaudited	Unaudited	Audited
1. (a) Net Sales/Income from Operations	-	-	-	-	-	-
(b) Other Operating Income	-	-	-	-	-	-
Total	-	-	-	-	-	-
2. Expenditure	-	-	-	-	-	-
a. Increase/decrease in stock in trade and work in progress	-	-	-	-	-	-
b. Consumption of raw materials	-	-	-	-	-	-
c. Purchase of traded goods	-	-	-	-	-	-
d. Employees benefit expense	6.12	1.00	8.18	7.12	8.18	11.70
e. Depreciation	-	-	-	-	-	-
f. Legal & Professional	0.24	0.24	0.66	0.48	0.71	1.65
g. Advertising	0.05	0.19	0.13	0.24	0.36	0.69
h. Conveyance & Travelling	0.08	-	-	0.08	-	-
i. Subscription & Membership Fees	-	-	-	-	-	-
j. Bad debts written off	-	-	-	-	-	-
k. Printing & Stationery	-	-	-	-	-	-
l. Taxes and Fees	0.08	-	0.08	0.08	0.08	0.16
m. Stock Exchange Fee	-	1.12	-	1.12	-	0.08
n. Other expenditure (Any item exceeding 10% of the total expenditure to be shown separately)	0.28	0.01	1.57	0.28	1.58	1.02
Total	6.85	2.55	10.63	9.40	10.91	15.30
3. Profit / (Loss) from Operations before Other income, finance costs and Exceptional Items (1-2)	(6.85)	(2.55)	(10.63)	(9.40)	(10.91)	(15.30)
4. Other Income	-	-	-	-	-	-
5. Profit/ (Loss) from ordinary activities before finance costs and Exceptional Items (3+4)	(6.85)	(2.55)	(10.63)	(9.40)	(10.91)	(15.30)
6. Finance Costs	0.01	-	0.01	0.01	0.01	0.06
7. Profit/ (Loss) from ordinary activities after finance costs but before Exceptional Items (5-6)	(6.85)	(2.55)	(10.64)	(9.41)	(10.92)	(15.36)
8. Exceptional Items	-	-	-	-	-	-
9. Profit (+)/ Loss (-) from Ordinary Activities before tax (7+8)	(6.85)	(2.55)	(10.64)	(9.41)	(10.92)	(15.36)
10. Tax expense	-	-	-	-	-	-
11. Net Profit (+)/ Loss (-) from Ordinary Activities after tax (9-10)	(6.85)	(2.55)	(10.64)	(9.41)	(10.92)	(15.36)
12. (i) Extraordinary Item (net of tax expense Rs.)	-	-	-	-	-	-
(ii) Prior Period Item	-	-	-	-	-	-
13. Net Profit(+)/ Loss(-) for the period (11-12)	(6.85)	(2.55)	(10.64)	(9.41)	(10.92)	(15.36)
14. Share of profit / (loss) of associates	-	-	-	-	-	-
15. Minority Interest	-	-	-	-	-	-
16. Net profit / (loss) after taxes, minority interest and share of profit / (loss) of associates (13+14+15)	(6.85)	(2.55)	(10.64)	(9.41)	(10.92)	(15.36)

17. Paid-up equity share capital (Face Value of the share shall be indicated (Rs. 10)	473.16	473.16	473.16	473.16	473.16	473.16
18. Reserve excluding Revaluation	-	-	-	-	-	-
19(i). Earnings Per Share (EPS) before extraordinary items (of Rs. ___/- each)(not annualized)	-	-	-	-	-	-
a) Basic	(0.14)	(0.05)	(0.22)	(0.20)	(0.23)	(0.32)
b) Diluted	(0.14)	(0.05)	(0.22)	(0.20)	(0.23)	(0.32)
19(ii). Earnings per share (EPS) after extraordinary items (of Rs. ___/- each) (not annualized)	-	-	-	-	-	-
a) Basic	(0.14)	(0.05)	(0.22)	(0.20)	(0.23)	(0.32)
b) Diluted	(0.14)	(0.05)	(0.22)	(0.20)	(0.23)	(0.32)
A. Particulars of Shareholding						
1. Public Shareholding						
- No. of shares	3585770	3585770	3585770	3585770	3585771	3585770
- Percentage of shareholding	75.78	75.78	75.78	75.78	75.78	75.78
2. Promoters and promoter group						
Shareholding **						
a) Pledged/Encumbered						
- Number of shares	-	-	-	-	-	-
- Percentage of shares (as a % of the total shareholding of promoter and promoter group)	-	-	-	-	-	-
- Percentage of shares (as a % of the total share capital of the company)	-	-	-	-	-	-
b) Non-encumbered						
- Number of Shares	1145830	1145830	1145830	1145830	1145830	1145830
- Percentage of shares (as a % of the total shareholding of promoter and promoter group)	100.00	100.00	100.00	100.00	101.00	100.00
- Percentage of shares as a % of the total share capital of the company	24.22	24.22	24.22	24.22	24.22	24.22
Particulars						
B. Investor Complaints						3 months ended 30.09.2014
Pending at the beginning of the quarter						-
Received during the quarter						-
Disposed of during the quarter						-
Remaining unresolved at the end of the quarter						-
Notes: 1. The aforesaid results were taken on record by the Board of Directors in the Board Meeting held on November 14, 2014						
2. Previous figures have been regrouped /reclassified wherever necessary to facilitate comparison.						
By Order of the Board For Justride Enterprises Limited						
 Hemant Bastogi (Director)						
Date : November 14, 2014						
Place: New Delhi						

Justride Enterprises Limited
(Formerly known as Tobu Enterprises Limited)
Statement of Assets and Liabilities

Particulars	As at current half year ended 30th September 2014	As at previous year ended 31st March 2014
A. EQUITY AND LIABILITIES		
(1) Shareholder's Funds		
(a) Share Capital	47,316,000.00	47,316,000.00
(b) Reserves and Surplus	(75,307,002.50)	(74,366,458.43)
(c) Money received against share warrants	-	-
Sub-total-Shareholders' fund	(27,991,002.50)	(27,050,458.43)
(2) Share application money pending allotment		
	-	-
(3) Non-Current Liabilities		
(a) Long-term borrowings	27,384,945.00	26,172,709.00
(c) Deferred tax liabilities (Net)	-	-
(d) Other Long term liabilities	-	-
(e) Long term provisions	-	-
Sub-total-Non-current Liabilities	27,384,945.00	26,172,709.00
(4) Current Liabilities		
(a) Short-term borrowings	-	-
(b) Trade payables / Other Current Liabilities	2,874,885.95	2,860,286.30
(c) Short-term provisions	-	-
(d) Provision for Income Tax	-	-
Sub-total-Current Liabilities	2,874,885.95	2,860,286.30
TOTAL - EQUITY AND LIABILITIES	2,268,828.45	1,982,536.87
B. ASSETS		
(1) Non-current assets		
(a) Fixed assets	1,886,573.00	1,886,573.00
(b) Non-current investments	-	-
(c) Deferred tax assets (net)	-	-
(d) Long term loans and advances	-	-
(e) Other non-current assets	-	-
Sub-total-Non-Current Assets	1,886,573.00	1,886,573.00
(2) Current assets		
(a) Current investments	-	-
(b) Inventories	-	-
(c) Trade receivables	-	-
(d) Cash and cash equivalents	382,255.45	10,963.87
(e) Short-term loans and advances	-	-
(f) Other current assets	-	85,000.00
Sub-total-Current Assets	382,255.45	95,963.87
TOTAL-ASSETS	2,268,828.45	1,982,536.87

For Justride Enterprises Limited
Formerly known as Tobu Enterprises Limited


Hemant Rastogi
(Director)

